


# Bluetooth® Module WML-C19 Class 2

Telecommunication component

## OUTLINE

This is a wireless communications module that conforms to Bluetooth® Ver.1.1. It was certified in April 2003, and applications include headsets, digital camera, PC peripheral equipment, PDA and others.

\*The Bluetooth® word mark and logos are owned by the Bluetooth SIG, Inc.



## FEATURES

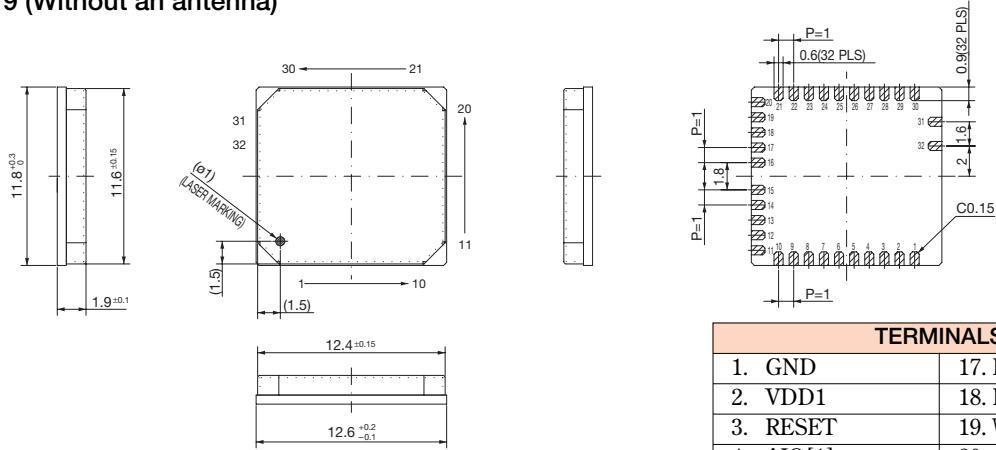
1. Equipped with multiple programmable I/O pins to meet various application needs.
2. RFCOMM Stack enables mounting of Headset Profile, Serial Port Profile, etc.
3. Smaller, thinner size achieved through high-density mounting technology.
4. A wide range of applications is made possible through UART, USB and PCM interfaces.
5. Built-in Flash-ROM was increased to 8Mbits, and the achievement of a wide application was enabled.
6. Conforms to EMI standards worldwide, including FCC and CE.
7. Supports Bluetooth® Class 2.
8. Operating temperature range: -40~+85°C.

## SPECIFICATIONS

Item		Specifications
Frequency		2402 ~ 2480MHz
Modulation		FHSS/GFSK
Channel intervals		1MHz
Number of channels		79CH
Power supply voltage		1.8V(±0.05V), 3.3V(2.8V~3.4V)
Current consumption		60mA typ.
Transmission rate		721kbps
Receive sensitivity		-80dBm typ.
Output level(Class2)		+4dBm max.
Dimensions	Without an antenna	11.8(W)×12.6(L)×1.9(H)mm
	With an antenna	11.8(W)×17.6(L)×1.9(H)mm

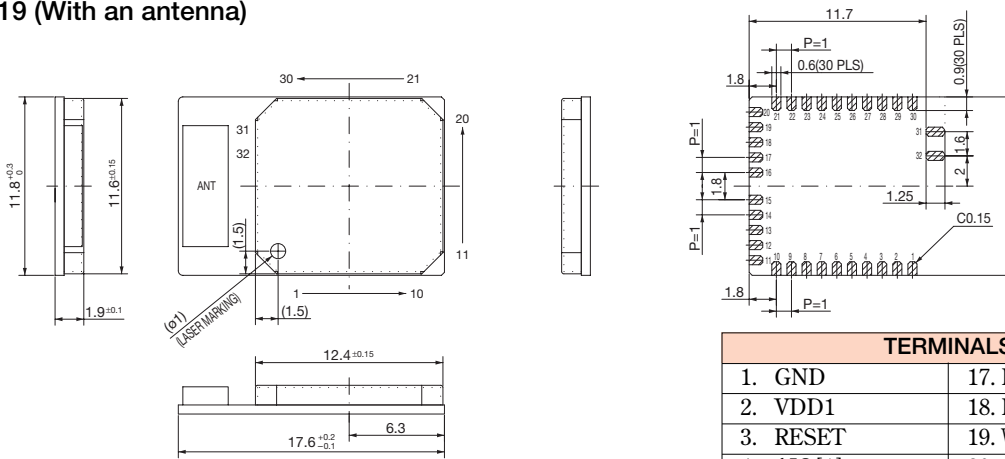
# DIMENSIONS

## ● WML-C19 (Without an antenna)



TERMINALS	
1. GND	17. PCM_SYNC
2. VDD1	18. PCM_OUT
3. RESET	19. VDD3(VDD_PIO, PADS)
4. AIO[1]	20. GND
5. SPI_MISO	21. AIO[0]
6. SPI_CSB	22. PIO[9]
7. PCM_CLK	23. PIO[2]
8. SPI_MOSI	24. PIO[5]
9. VDD2(VDD_MEM)	25. PIO[6]
10. GND	26. PIO[3]
11. UART_CTS	27. PIO[8]
12. UART_RTS	28. PIO[4]
13. UART_TX	29. PIO[7]
14. UART_RX	30. GND
15. PCM_CLK	31. ANT
16. PCM_IN	32. GND

## ● WML-C19 (With an antenna)



TERMINALS	
1. GND	17. PCM_SYNC
2. VDD1	18. PCM_OUT
3. RESET	19. VDD3(VDD_PIO, PADS)
4. AIO[1]	20. GND
5. SPI_MISO	21. AIO[0]
6. SPI_CSB	22. PIO[9]
7. SPI_CLK	23. PIO[2]
8. SPI_MOSI	24. PIO[5]
9. VDD2(VDD_MEM)	25. PIO[6]
10. GND	26. PIO[3]
11. UART_CTS	27. PIO[8]
12. UART_RTS	28. PIO[4]
13. UART_TX	29. PIO[7]
14. UART_RX	30. GND
15. PCM_CLK	31. N.C(RF_TEST : ANT)
16. PCM_IN	32. N.C(RF_TEST : GND)

Unit : mm

\*For the technical details of the products in this page, please refer to Sales & Marketing Div., Car Electric Sales Dept. Phone: 042-310-5691.